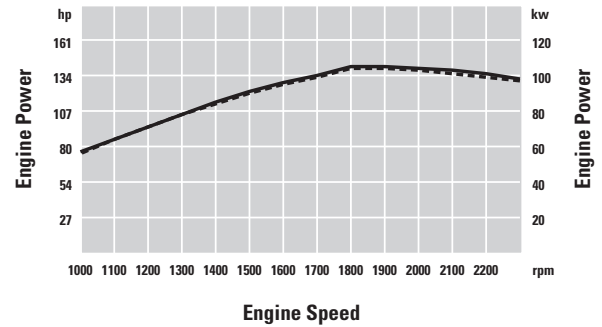
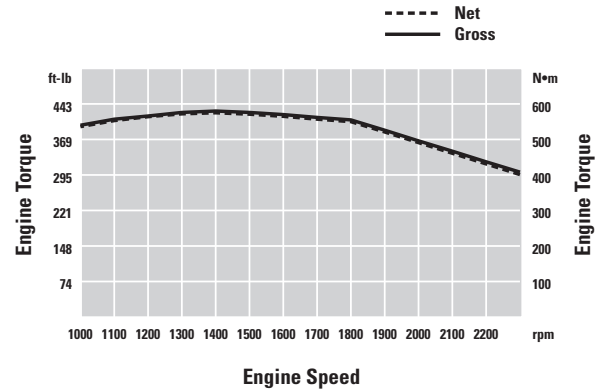


## Engine

Model	Caterpillar 3056E DIT ATAAC	
Rated Net Power @ 2,300 rpm		
SAE J1349	96 kW	129 hp
ISO 9249	97 kW	130 hp
EEC 80/1269	97 kW	130 hp
Maximum Net Power @ 1,900 rpm		
SAE J1349	102 kW	137 hp
ISO 9249	103 kW	138 hp
EEC 80/1269	103 kW	138 hp
Bore	100 mm	3.94 in
Stroke	127 mm	5 in
Displacement	6 L	366 in <sup>3</sup>

- Net Power ratings are tested at the reference conditions for the specified standard.
- Net power advertised is the power available at the flywheel when the engine is equipped with alternator, air cleaner, muffler and fan at minimum speed.
- No derating required up to 3000 m (9,843 ft) altitude. Auto derate protects the engine, hydraulic and transmission systems.
- When the fan is at maximum speed Rated Net Power is 86 kW (115 hp) and Maximum Net Power is 96 kW (129 hp) at the flywheel per the SAE reference conditions.
- The Caterpillar 3056E DIT ATAAC engine meets Tier 2 off-highway emission regulations.
- Features:
  - Electronically controlled rotary fuel pump
  - Three-ring, controlled-expansion, lubricated pistons
  - Gear-driven water and oil pumps
  - One-piece cast iron cylinder heads with two valves per cylinder
  - Fuel priming pump and fuel/water separator
  - S•O•S sampling port for engine oil
  - Replaceable dry liners
  - Cast aluminum valve cover
  - Radiator can be easily accessed for cleaning

## Engine Torque



## Weights

Operating Weight	11 340 kg	24,990 lb
------------------	-----------	-----------

- Specifications shown are for 924G with optional counterweight, standard lubricants, full fuel tank, Cat with A/C, sliding glass, Cat Contour Seat, Limited Slip axles with dual disc rear, 4L 4V hydraulics, heavy duty cooler, supplemental steering, roading fenders, reversing fan, back-up alarm, guards, ride control, radio, 1.8 m<sup>3</sup> (2.3 yd<sup>3</sup>) bucket with bolt-on cutting edge, 80 kg (176 lb) operator and 20.5 R25 radial (L-3) XHA tires.

## Steering

Minimum turning radius (over tire)	5070 mm	200 in
Steering angle, each direction	40°	
Steering cylinders, two, bore	70 mm	2.75 in
Hydraulic output at 2,300 engine rpm and 6900 kPa (1000 psi)	106 L/min	27.7 gal/min
Maximum working pressure	20 685 kPa	3,000 psi

- Center-point frame articulation.
- Front and rear wheels track.
- Variable displacement piston pump provides steering power at all engine and ground speeds.
- Tilt steering console.
- High-impact rubber steering stops.
- Secondary steering system meets roading regulations in various countries and ISO 5010.

## Loader Hydraulic System

Output at 2,300 engine rpm and 6900 kPa (1000 psi) with SAE 10W oil at 65°C (150°F)	152 L/min	39.5 gal/min
Maximum working pressure	25 900 kPa	3,755 psi
Hydraulic cycle time:		
Raise	5.1 Seconds	
Dump	1.4 Seconds	
Lower, empty, float down	2.4 Seconds	
Total	8.9 Seconds	
Lift cylinders, double acting:		
Bore	101.6 mm	4 in
Stroke	810 mm	31.9 in
Tilt cylinder, double acting:		
Bore	133.4 mm	5.25 in
Stroke	945 mm	37.2 in

- Load-sensing system provides only the flow and pressure needed to move the load.
- Variable-displacement axial piston implement pump.
- Low effort, hydraulic joystick controls.
- Electronic pilot shut-off switch disables implement functions for added safety.
- Hydraulic couplings with O-ring face seals.
- Improved Ride Control system available to provide improved ride with less spillage from bucket during load & carry operations and better hard bank capability.

## Service Refill Capacities

Fuel tank	225 L	59.4 gal
Cooling system	40 L	10.6 gal
Crankcase	16 L	4.2 gal
Transmission	23 L	6.1 gal
Differentials and final drives:		
Front	21 L	5.5 gal
Rear	21 L	5.5 gal
Hydraulic system (including tank)	125 L	33 gal
Hydraulic tank	70 L	18.5 gal

## Transmission

Standard transmission, max travel speeds:		
Forward 1	6.7 kph	4.2 mph
Forward 2	12.2 kph	7.6 mph
Forward 3	21.8 kph	13.5 mph
Forward 4	38.5 kph	23.9 mph
Reverse 1	6.7 kph	4.2 mph
Reverse 2	12.2 kph	7.6 mph
Reverse 3	21.8 kph	13.5 mph
Optional low speed transmission, max travel speeds:		
Forward 1	3.7 kph	2.3 mph
Forward 2	7.5 kph	4.7 mph
Forward 3	19.6 kph	12.2 mph
Forward 4	39 kph	24.2 mph
Reverse 1	4.1 kph	2.5 mph
Reverse 2	8.1 kph	5 mph
Reverse 3	21.2 kph	13.2 mph

- Electronically-controlled Caterpillar countershaft transmission with full on-the-go directional and speed change capability.
- High-energy friction materials and thick reaction plates for better tolerance of heat.
- High-contact ratio spur gears are precision ground and heat treated for quiet, reliable operation.
- Electronic autoshift is standard.
- Button on implement control lever allows downshifting on demand.
- Computer controlled modulation provides smoother transitions.
- Optional low speed transmission available for better match with attachments requiring high hydraulic flow.

## Axles

### Features:

- Fixed front, oscillating rear ( $\pm 12^\circ$  with 17.5 - 25 L-2 tires).
- Caterpillar axle with fully-enclosed brakes and final drives.
- Patented Duo-Cone Seals between axle and housing.
- Rear wheel can raise or drop a total of:
  - 423 mm (16.6 in) with 17.5 tires, or
  - 326 mm (12.8 in) with 20.5 tires
- Limited Slip Differentials are optional on front, rear or both axles.
- Rear axle trunnion has remote lubrication fitting.
- Planetary final drives are lubricated from the main oil sump.
- High contact gearset reduces noise levels during meshing.

---

## Tires

---

Choice of:

- 17.5 - 25, 12PR (L-2)
- 17.5 - 25, 12PR (L-3)
- 17.5 R25, radial (L-2)
- 17.5 R25, radial (L-3)
- 550/65 R25, radial (L-2)
- 550/65 R25, radial (L-3)
- 20.5 - 25, 12PR (L-2)
- 20.5 - 25, 12PR (L-3)
- 20.5 R25, radial (L-2)
- 20.5 R25, radial (L-3)
- Other tire choices are available, contact your Cat Dealer for details.
- In certain applications, the loader's productive capabilities may exceed the tire's tonnes-km/h (ton-mph) capabilities. Caterpillar recommends that you consult a tire supplier to evaluate all conditions before selecting a tire model.

---

## Brakes

---

Features:

- Service brake:
  - Inboard oil-immersed disc brakes on front and rear axles are standard.
  - Completely enclosed and sealed.
  - Adjustment-free.
  - Separate circuits for front and rear.
  - Dual pedal braking system.
  - Fully integrated with hydraulic system, no air system required.
- Secondary brake:
  - Indicator light alerts operator if brake pressure drops.
  - Continually-charged nitrogen accumulators provide emergency stopping power in case of engine power loss.
- Parking brake:
  - Mechanical, shoe-type brake.
  - Mounted on drive line for positive manual operation.
  - Application of parking brake neutralizes the transmission.
- Optional heavy-duty brakes with integrated oil cooler.

---

## Cab

---

ROPS	SAE J1040 MAY94, ISO 3471-1994
FOPS	SAE J231 JAN81, ISO 3449-1992 Level II

---

- Caterpillar cab and Rollover Protective Structure (ROPS) are standard in North America and Europe.
- When properly installed and maintained, the cab offered by Caterpillar, when tested with doors and windows closed as per work cycle procedures specified in ANSI/SAE J1166 May 90, results in operator sound exposure Leq (equivalent sound pressure level) of 74 dB(A).
- As manufactured by Caterpillar, this machine's exterior sound power level meets the criteria spelled out in the European Directives noted on the certificate of conformance and the accompanying labeling.

---

## Bucket Controls

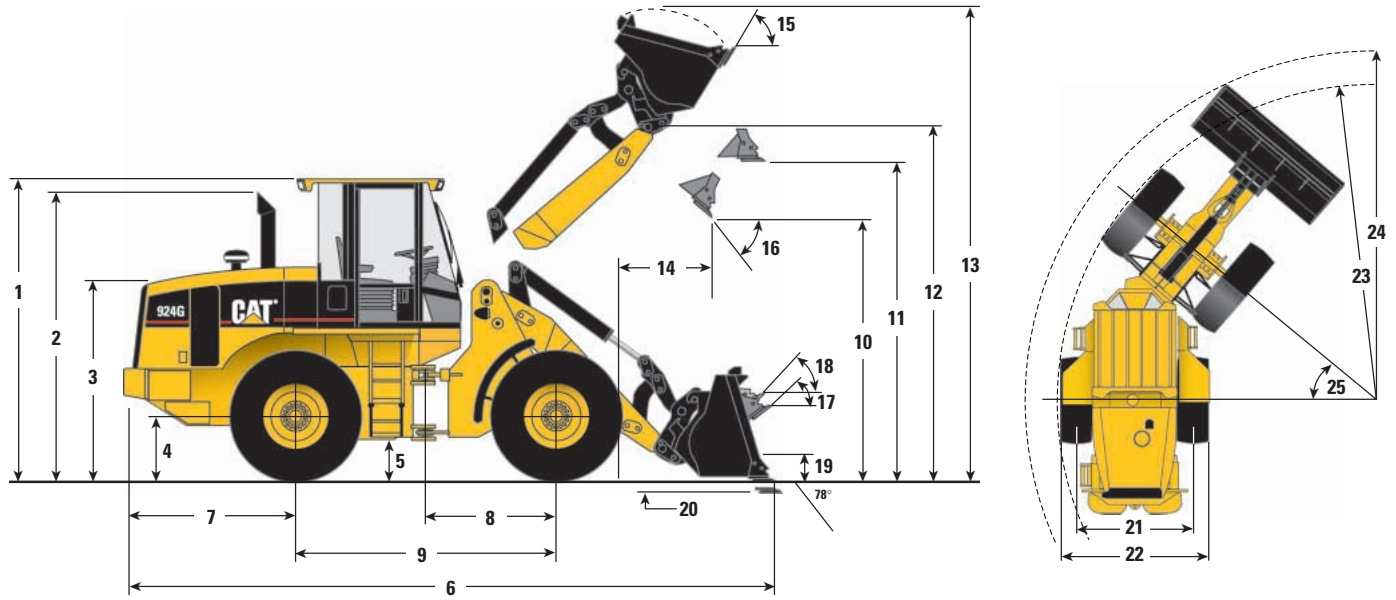
---

Features:

- Lift circuit:
  - Four positions: raise, hold, lower and float.
  - Adjustable automatic kickout from horizontal to full tilt.
- Tilt circuit:
  - Three positions: tilt back, hold and dump.
  - Two-speed dump for quick dumping with bucket and precise load control with forks or other work tools.
  - Adjustable automatic bucket positioner to desired loading angle.
  - Does not require visual spotting.
- Controls:
  - Choice of two low effort control systems: a joystick or a two-lever control of lift and tilt circuits.
  - Optional third and fourth function hydraulic circuits available with individual lever controls for remote hydraulic functions.
  - Controls can be disabled for roading.

# Dimensions with Bucket

All dimensions are approximate. Dimensions may vary with bucket. Refer to Operating Specifications.




	Standard VersaLink		High Lift VersaLink	
1	Height to top of ROPS/FOPS	3227 mm (10 ft 8 in)	3226 mm (10 ft 8 in)	
2	Height to top of exhaust stack	3211 mm (10 ft 7 in)	3210 mm (10 ft 7 in)	
3	Height to top of hood	2219 mm (7 ft 4 in)	2218 mm (7 ft 4 in)	
4	Height to center of axle	692 mm (2 ft 4 in)	692 mm (2 ft 4 in)	
5	Ground clearance	436 mm (1 ft 5 in)	435 mm (1 ft 6 in)	
6	Overall length	7168 mm (23 ft 6 in)	7659 mm (25 ft 2 in)	
7	Length – rear axle to bumper	1923 mm (6 ft 4 in)	1923 mm (6 ft 4 in)	
8	Center line of front axle to hitch	1400 mm (4 ft 7 in)	1400 mm (4 ft 8 in)	
9	Wheel base length	2800 mm (9 ft 2 in)	2800 mm (9 ft 3 in)	
10	Dump clearance at maximum lift and 45° dump	2828 mm (9 ft 4 in)	3335 mm (10 ft 11 in)	
11	Bucket clearance at maximum lift and level	3556 mm (11 ft 8 in)	4063 mm (13 ft 4 in)	
12	Bucket pin height at maximum lift	3881 mm (12 ft 8 in)	4387 mm (14 ft 5 in)	
13	Overall height – bucket raised	5178 mm (16 ft 11 in)	5684 mm (18 ft 8 in)	
14	Reach at maximum lift and 45° dump	992 mm (3 ft 3 in)	993 mm (3 ft 4 in)	
15	Rack back angle at maximum lift	58°	62°	
16	Dump angle at maximum lift	45°	45°	
17	Rack back angle at ground	50°	50°	
18	Rack back angle at carry	51°	54°	
19	Carry height	435 mm (1 ft 5 in)	592 mm (1 ft 11 in)	
20	Digging depth	64 mm (2.5 in)	75 mm (3 in)	

Dimensions listed are for 924G with optional counterweight, standard lubricants, full fuel tank, Cat with A/C, sliding glass, Cat Contour Seat, Limited Slip axles with dual disc rear, 4L 4V hydraulics, heavy duty cooler, supplemental steering, roading fenders, reversing fan, back-up alarm, guards, ride control, radio, 1.8 m<sup>3</sup> (2.3 yd<sup>3</sup>) bucket with bolt-on cutting edge, 80 kg (176 lb) operator and 20.5 R25 radial (L-3) XHA tires. Refer to Operating Specifications for bucket variations.

	17.5-25 12PR (L-2) Tires		20.5-25 12PR (L-2) Tires	
21	Width at tread center	1880 mm (6 ft 2 in)	1880 mm (6 ft 2 in)	
22	Overall width over tires	2356 mm (7 ft 9 in)	2466 mm (8 ft 1 in)	
23	Minimum turning radius over tire	5070 mm (16 ft 8 in)	5135 mm (16 ft 10 in)	
24	Minimum turning radius over bucket	See Operating Specifications with Bucket Chart	5840 mm (19 ft 2 in)	
25	Steering angle – left/right	40°	40°	
	Change in vertical dimension	-68 (-3)	no change	no change

# Standard VersaLink

Operating Specifications with Bucket

Hook-on Buckets using Quick Coupler		General Purpose						Waste/Ag	Woodchip
		Bolt-On Cutting Edge		Bolt-On Teeth & Segments*		Bolt-On Teeth*		Bolt-On Cutting Edge	Bolt-On Cutting Edge
Rated bucket capacity (§)	m <sup>3</sup> yd <sup>3</sup>	1.8	2.1	1.8	2.1	1.7	2.0	2.8	5.0
		2.3	2.7	2.3	2.7	2.2	2.6	3.6	6.5
Struck capacity (§)	m <sup>3</sup> yd <sup>3</sup>	1.5	1.7	1.5	1.7	1.4	1.6	2.3	4.1
		2.0	2.2	2.0	2.2	1.8	2.1	3.0	5.4
Bucket width	mm ft/in	2550	2550	2585	2585	2585	2585	2550	3392
		8'4"	8'4"	8'6"	8'6"	8'6"	8'6"	8'4"	11'2"
<b>10</b> Dump clearance at full lift and 45° discharge (§)	mm ft/in	2828	2759	2724	2655	2724	2655	2623	2512
		9'4"	9'1"	9'0"	8'9"	9'0"	8'9"	8'8"	8'3"
<b>14</b> Reach at full lift and 45° discharge (§)	mm ft/in	992	1060	1095	1163	1095	1163	1198	1158
		3'4"	3'6"	3'8"	3'10"	3'8"	3'10"	4'0"	3'10"
Reach at 45° discharge and 2130 mm (7'0") clearance (§)	mm ft/in	1515	1545	1558	1583	1558	1583	1596	1477
		5'0"	5'1"	5'2"	5'3"	5'2"	5'3"	5'3"	4'11"
Reach with lift arms horizontal and bucket level	mm ft/in	2295	2392	2441	2538	2441	2538	2585	2659
		7'7"	7'11"	8'1"	8'4"	8'1"	8'4"	8'6"	8'9"
<b>20</b> Digging depth (§)	mm in	64	72	64	72	39	47	89	64
		2.5"	2.8"	2.5"	2.8"	1.5"	1.9"	3.5"	2.5"
<b>6</b> Overall length	mm ft/in	7168	7272	7168	7418	7291	7397	7479	7531
		23'7"	23'11"	23'7"	24'5"	24'0"	24'4"	24'7"	24'9"
<b>13</b> Overall height with bucket at full raise (§)	mm ft/in	5178	5288	5178	5288	5178	5288	5410	5671
		16'11"	17'5"	17'0"	17'5"	17'0"	17'5"	17'9"	18'8"
<b>24</b> Loader clearance radius with bucket in carry position (§)	mm ft/in	5603	5631	5662	5690	5662	5690	5689	6081
		18'5"	18'6"	18'7"	18'8"	18'7"	18'8"	18'8"	19'11"
Static tipping load straight (§)	kg lb	8286	8195	8120	7969	8299	8134	7946	7682
		18,268	18,067	17,902	17,569	18,296	17,932	17,518	16,936
Static tipping load full 40° turn (§)	kg lb	7232	7144	7065	6919	7234	7083	6910	6708
		15,944	15,750	15,576	15,254	15,948	15,615	15,234	14,789
Breakout force (§)	kg lb	9956	9130	9835	8970	10 545	9617	7806	7222
		21,949	20,128	21,682	19,775	23,247	21,201	17,209	15,921
Operating weight	kg lb	11 335	11 383	11 470	11 567	11 384	11 433	11 497	11 861
		24,990	25,096	25,288	25,502	25,098	25,206	25,347	26,150

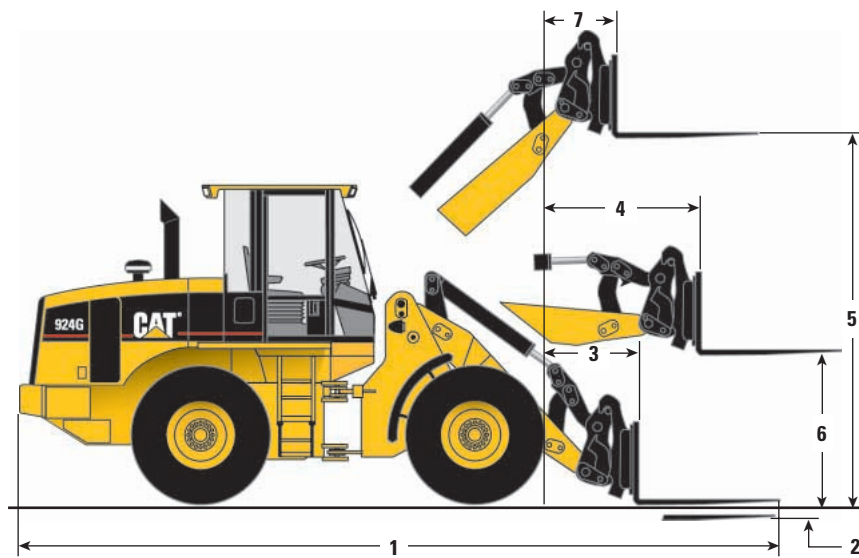
Specifications shown are for 924G with optional counterweight, standard lubricants, full fuel tank, Cat with A/C, sliding glass, Cat Contour Seat, Limited Slip axles with dual disc rear, 4L 4V hydraulics, heavy duty cooler, supplemental steering, roading fenders, reversing fan, back-up alarm, guards, ride control, radio, 1.8 m<sup>3</sup> (2.3 yd<sup>3</sup>) bucket with bolt-on cutting edge, 80 kg (176 lb) operator and 20.5 R25 radial (L-3) XHA tires.

\* Dimensions are measured to the tip of the bucket teeth to provide accurate clearance data. SAE standards specifies the cutting edge.

(§) Specifications and ratings conform to all applicable standards recommended by the Society of Automotive Engineers (SAE), including SAE Standards J732 JUN92 and J742 FEB85 governing loader ratings.

## Dimensions with Pallet Forks

All dimensions are approximate. Dimensions vary with fork length. Refer to Operating Specifications chart below.



		Standard VersaLink			
		Fork Tine Length			
		1200 mm (3 ft 11 in)		1350 mm (4 ft 5 in)	
1	7607 mm (25 ft 0 in)	7772 mm (25 ft 6 in)			
2	32 mm (1 in)	32 mm (1 in)			
3	932 mm (3 ft 1 in)	947 mm (3 ft 1 in)			
4	1561 mm (5 ft 1 in)	1576 mm (5 ft 2 in)			
6	1790 mm (5 ft 10 in)	1790 mm (5 ft 10 in)			
5	3637 mm (11 ft 11 in)	3652 mm (12 ft 0 in)			
7	762 mm (2 ft 6 in)	762 mm (2 ft 6 in)			
		High Lift VersaLink			
1	8104 mm (26 ft 7 in)	8269 mm (27 ft 2 in)			
2	42 mm (2 in)	42 mm (2 in)			
3	1428 mm (4 ft 8 in)	1443 mm (4 ft 9 in)			
4	1952 mm (6 ft 5 in)	1967 mm (6 ft 5 in)			
5	4144 mm (13 ft 7 in)	4159 mm (13 ft 8 in)			
6	1790 mm (5 ft 10 in)	1790 mm (5 ft 10 in)			
7	762 mm (2 ft 6 in)	762 mm (2 ft 6 in)			

## Operating Specifications with Pallet Forks

Standard VersaLink:	Fork Tine Length			
	1200 mm	3 (ft 11 in)	1350 mm	4 (ft 5 in)
Operating load:				
Per SAE J1197 FEB91 (50% of FTSTL)	2719 kg	(5994 lb)	2606.5 kg	(5746 lb)
Per EN 474-3, rough terrain (60% of FTSTL)	3263 kg	(7193 lb)	3128 kg	(6896 lb)
Per EN 474-3, firm & level ground (80% of FTSTL)	4350 kg	(9591 lb)	4170 kg	(9194 lb)
Load center	600 mm	(1323 in)	675 mm	(1488 in)
Static tipping load with level arms and forks, straight*	6209 kg	(13,689 lb)	5960 kg	(13,140 lb)
Static tipping load with level arms and forks, full 40° turn*	5438 kg	(11,989 lb)	5213 kg	(11,493 lb)
Operating weight*	11 042 kg	(24,344 lb)	11 102 kg	(24,476 lb)
<b>High Lift VersaLink:</b>				
Operating load:				
Per SAE J1197 FEB91 (50% of FTSTL)	2325 kg	(5125 lb)	2232 kg	(4921 lb)
Per EN 474-3, rough terrain (60% of FTSTL)	2789 kg	(6150 lb)	2678 kg	(5905 lb)
Per EN 474-3, firm & level ground (80% of FTSTL)	3719 kg	(8199 lb)	3571 kg	(7873 lb)
Load center	600 mm	(23.6 in)	675 mm	(26.6 in)
Static tipping load with level arms and forks, straight*	5330 kg	(11,751 lb)	5108 kg	(11,261 lb)
Static tipping load with level arms and forks, full 40° turn*	4649 kg	(10,249 lb)	4464 kg	(9841 lb)
Operating weight*	11 128 kg	(24,533 lb)	11 188 kg	(24,665 lb)

\* Static tipping and operating weights shown are for 924G with optional counterweight, standard lubricants, full fuel tank, Cat with A/C, sliding glass, Cat Contour Seat, Limited Slip axles with dual disc rear, 4L 4V hydraulics, heavy duty cooler, supplemental steering, roading fenders, reversing fan, back-up alarm, guards, ride control, radio, 1.8 m<sup>3</sup> (2.3 yd<sup>3</sup>) bucket with bolt-on cutting edge, 80 kg (176 lb) operator and 20.5 R25 radial (L-3) XHA tires. Tipping load is defined by SAE J732 JUN92.